


| Indicators   | Reference Period and Data |              |               |              |
|--|---------------------------|--------------|---------------|--------------|
| ECONOMIC STATISTICS  |                           |              |               |              |
| Price Indices  | Annual (2024)             | January 2025 | December 2024 | January 2024 |
| Consumer Price Index (2018=100)                                      | 118.5                     | 120.6        | 120.2         | 118.2        |
| Food and Non-Alcoholic Beverages                                     | 128.4                     | 130.7        | 129.6         | 129.2        |
| Alcoholic Beverages and Tobacco                                      | 155.2                     | 155.6        | 155.6         | 153.0        |
| Clothing and Footwear  | 113.6                     | 114.5        | 114.5         | 112.0        |
| Housing, Water, Electricity, Gas, and Other Fuels                    | 112.1                     | 118.5        | 118.7         | 110.5        |
| Furnishings, Household Equipment, and Routine Household Maintenance  | 111.2                     | 111.6        | 111.5         | 110.9        |
| Health   | 112.0                     | 113.0        | 113.0         | 111.0        |
| Transport  | 123.2                     | 122.0        | 121.4         | 122.4        |
| Information and Communication  | 101.6                     | 101.7        | 101.7         | 101.4        |
| Recreation, Sport and Culture  | 108.5                     | 109.0        | 109.0         | 107.3        |
| Education Services   | 102.2                     | 103.7        | 103.7         | 101.0        |
| Restaurants and Accommodation Services                               | 106.3                     | 106.6        | 106.6         | 106.1        |
| Financial Services   | 145.3                     | 145.3        | 145.3         | 145.3        |
| Personal Care, and Miscellaneous Goods and Services                  | 109.9                     | 110.1        | 110.1         | 109.4        |
| Inflation Rate   | 3.0                       | 2.0          | 2.4           | 3.1          |
| Food and non-alcoholic beverages                                     | 5.7                       | 1.2          | 1.6           | 7.1          |
| Alcoholic beverages and tobacco                                      | 2.1                       | 1.7          | 1.9           | 2.3          |
| Clothing and Footwear  | 1.7                       | 2.2          | 2.2           | 2.5          |
| Housing, water, electricity, gas and other fuels                     | 2.5                       | 7.2          | 7.9           | 0.5          |
| Furnishing, household equipment and routine maintenance of the house | 0.9                       | 0.6          | 0.5           | 1.8          |
| Health   | 1.2                       | 1.8          | 1.8           | 1.8          |
| Transport  | 0.6                       | -0.3         | -0.3          | -1.6         |
| Information and communication  | 0.3                       | 0.3          | 0.3           | 0.7          |
| Recreation and culture   | 0.7                       | 1.6          | 1.6           | -0.6         |
| Education  | 1.9                       | 2.7          | 3.5           | 0.8          |
| Restaurant and miscellaneous goods and services                      | 0.2                       | 0.5          | 0.5           | 0.0          |
| Financial Services   | -0.1                      | 0.0          | -0.1          | -0.1         |
| Personal care and miscellaneous goods and services                   | 0.7                       | 0.7          | 0.6           | 1.5          |
| Purchasing Power of the Peso   | 0.84                      | 0.83         | 0.83          | 0.85         |
| Agriculture Statistics   | 2024                      | 4Q 2024      | 3Q 2024       | 4Q 2023      |
| Major agricultural crops   |                           |              |               |              |
| Palay  |                           |              |               |              |
| Area (harvested/hectares)  | 38,399                    | 27,064       | 3,440         | 27,357       |
| Production (metric tons)   | 172,290                   | 120,542      | 15,546        | 123,318      |
| Corn   |                           |              |               |              |
| Area (harvested/hectares)  | 7,087                     | 324          | 215           | 322          |
| Production (metric tons)   | 39,116                    | 1,373        | 738           | 1,142        |
|  | 2023                      | 4Q 2024      | 3Q 2024       | 4Q 2023      |
| Fishery (Total Volume of Production)                                 | 673                       | 36           | 68            | 199          |
| Commercial   | 3,523                     | 571          | 603           | 395          |
| Marine Municipal   | 358                       | 68           | 57            | 90           |
| Inland Municipal   | 6,744                     | 470          | 622           | 753          |
| Aquaculture  |                           |              |               |              |
| Livestock & Poultry Volume of Production (Metric Tons)               | 2024                      | 4Q 2024      | 3Q 2024       | 4Q 2023      |
| Livestock  |                           |              |               |              |
| Carabao  | 653                       | 154          | 140           | 211          |
| Cattle   | 2,112                     | 521          | 526           | 509          |
| Hog  | 10,661                    | 2,328        | 2,374         | 2,630        |
| Goat   | 962                       | 330          | 194           | 296          |
| Poultry  |                           |              |               |              |
| Chicken  | 16,736                    | 4,628        | 3,896         | 5,178        |
| Chicken Egg  | 4,136                     | 1,122        | 1,081         | 981          |
| Duck   | 126                       | 30           | 21            | 31           |
| Duck Egg   | 72                        | 17           | 16            | 22           |
| Retail Prices of Agricultural Commodities                            | 2024                      | January 2025 | December 2024 | January 2024 |
| Livestock  |                           |              |               |              |
| Fresh, Beef, Meat with Bones, 1KG                                    | 353.54                    | 342.50       | 335.00        | 355.00       |
| Fresh Pork, Kasim, 1KG   | 314.74                    | 332.50       | 317.50        | 306.25       |
| Fresh, Pork, Liempo, 1KG   | 312.66                    | 331.25       | 318.75        | 303.75       |
| Fresh, Pork Meat with Bones, 1KG                                     | 291.98                    | 312.50       | 291.25        | 293.75       |
| Edible Offal, Liver Pork, 1KG  | 291.82                    | 316.88       | 292.50        | 282.50       |

| Indicators   | Reference Period and Data |              |               |              |
|--|---------------------------|--------------|---------------|--------------|
|  |                           |              |               |              |
| Poultry  |                           |              |               |              |
| Fresh Chicken, Fully Dressed (Broiler), 1KG          | 210.42                    | 208.75       | 222.50        | 197.50       |
| Fresh Egg, Chicken, Medium, 1 PC                     | 8.44                      | 8.13         | 8.69          | 8.56         |
| Fish   |                           |              |               |              |
| Fresh Fish, Tilapia, Medium, 1KG                     | 131.77                    | 151.25       | 136.25        | 127.50       |
| Fresh Fish, Tuna, Yellow-Fin (Tambakol), Medium, 1KG | 278.13                    | 277.50       | 272.50        | 335.00       |
| Fresh Fish, Mackerel, Hasa-Hasa, Medium, 1KG         | 255.21                    | 267.50       | 255.00        | 257.50       |
| Fresh Fish, Milkfish, Bangus, Medium, 1KG            | 175.52                    | 177.50       | 172.50        | 180.00       |
| Fresh Fish, Round Scad, Galunggong, Medium, 1KG      | 206.67                    | 215.00       | 206.25        | 212.50       |
| Fresh Crabs, Alimango, Medium, 1KG                   | 573.96                    | 600.00       | 650.00        | 556.25       |
| Fresh Crabs, Alimasag, Medium, 1KG                   | 370.73                    | 393.75       | 381.25        | 377.50       |
| Fresh Shells, Tahong, 1KG                            | 109.17                    | 108.75       | 105.00        | 112.50       |
| Fruits   |                           |              |               |              |
| Fresh Fruit, Banana, Lakatan, Medium, 1KG            | 97.29                     | 100.00       | 85.00         | 103.75       |
| Fresh Fruit, Banana, Saba, Medium, 1KG               | 38.75                     | 39.38        | 34.38         | 37.50        |
| Fresh Fruit, Mango, Kalabaw, Ripe, Medium, 1KG       | 129.48                    | 151.25       | 157.50        | 161.25       |
| Fresh Fruit, Papaya, Native, Medium, 1KG             | 53.96                     | 56.25        | 54.38         | 50.00        |
| Fresh Fruit, Pineapple, Pinya, Medium, 1KG           | 105.89                    | 131.25       | 118.75        | 98.75        |
| Calamansi, 1KG                                       | 72.87                     | 68.75        | 66.25         | 73.75        |
| Condiments   |                           |              |               |              |
| Onion, native, 1KG                                   | 110.52                    | 107.50       | 100.00        | 168.75       |
| Ginger, 1KG  | 135.52                    | 192.50       | 212.50        | 87.50        |
| Rootcrops  |                           |              |               |              |
| Carrots, 1KG   | 105.73                    | 160.00       | 106.25        | 110.00       |
| Potato, 1KG  | 102.97                    | 121.25       | 95.00         | 136.25       |
| Cassava, 1KG   | 43.65                     | 55.00        | 51.25         | 36.25        |
| Vegetables   |                           |              |               |              |
| Cucumber (Pipino), 1KG                               | 85.42                     | 87.50        | 93.75         | 75.00        |
| Eggplant Long, Purple, 1KG                           | 73.07                     | 110.00       | 108.75        | 68.75        |
| Tomato, 1KG  | 75.32                     | 175.00       | 136.25        | 55.71        |
| Chayote, 1KG   | 46.82                     | 55.00        | 48.75         | 56.25        |
| Beans and Legumes                                    |                           |              |               |              |
| String Beans, 1KG                                    | 78.80                     | 91.25        | 87.50         | 66.25        |
| Baguio Beans, 1KG                                    | 117.73                    | 100.00       | 154.38        | 110.63       |
| Commercial Crops                                     |                           |              |               |              |
| Mature Coconut, Medium, 1PC                          | 35.71                     | 36.88        | 36.88         | 32.50        |
| Young Coconut, Medium, 1PC                           | 37.50                     | 36.88        | 36.88         | 37.50        |
| Private Building Construction                        |                           |              |               |              |
|  | 2024                      | January 2025 | December 2024 | January 2024 |
| Province (number)                                    | 3,434                     | 137          | 152           | 211          |
| Total Floor Area (in sq.m.)                          | 896,216                   | 34,531       | 29,770        | 50,750       |
| Total Value (Million Pesos)                          | 8,903.50                  | 304.36       | 275.44        | 623.74       |
| Residential (number)                                 | 2,622                     | 107          | 123           | 148          |
| Floor Area (in sq.m.)                                | 503,556                   | 20,852       | 21,149        | 26,613       |
| Value (Million Pesos)                                | 4,904.72                  | 204.59       | 202.93        | 273.67       |
| Non-Residential (number)                             | 810                       | 30           | 29            | 63           |
| Floor Area (in sq.m.)                                | 392,622                   | 13,679       | 8,621         | 24,137       |
| Value (Million Pesos)                                | 3,998.52                  | 99.78        | 725.08        | 349.61       |
| Others - Addition/Alteration and Repairs (number)    | 2                         | -            | -             | -            |
| Floor Area (in sq.m.)                                | 38                        | -            | -             | -            |
| Value (Million Pesos)                                | 0.27                      | -            | -             | -            |



REPUBLIC OF THE PHILIPPINES

Philippine Statistics Authority

La Union Provincial Statistical Office

Quickstat

A monthly update of Provincial Statistics

| Indicators   | Reference Period and Data |             |             |             |
|--|---------------------------|-------------|-------------|-------------|
| <b>Business and Industry (Source: PSA, ASPBI, CPBI)</b>                    | <b>2023</b>               | <b>2021</b> | <b>2018</b> | <b>2017</b> |
| Total number of establishments (Total employment with 20 and over workers) | 12,485                    | 9,909       | 8,098.0     | 8,501.0     |
| Agriculture, forestry, and fishing   | 204                       | 127         | 158.0       | 127.0       |
| Mining and quarrying   | 10                        | 18          | 1,346.0     | 1,442.0     |
| Manufacturing  | 1,633                     | 1,457       |             |             |
| Electricity, gas, steam and air conditioning supply                        | 20                        | 18          |             |             |
| Water supply; sewerage, waste management and remediation                   | 9                         | 8           |             |             |
| Construction   | 27                        | 18          | 19.0        | 21.0        |
| Wholesale and retail trade; repair of motor vehicles, and motorcycles      | 5,782                     | 4,788       | 3,500.0     | 3,592.0     |
| Transport and storage  | 102                       | 91          | 254.0       | 399.0       |
| Information and communication  | 2,261                     | 1,468       |             |             |
| Accommodation and food service activities                                  | 74                        | 84          | 1,249.0     | 1,236.0     |
| Financial insurance activities   | 503                       | 475         | 748.0       | 728.0       |
| Real estate activities   | 413                       | 300         |             |             |
| Professional, scientific and technical activities                          | 147                       | 105         |             |             |
| Administrative and support service activities                              | 118                       | 68          |             |             |
| Education  | 106                       | 88          | 296.0       | 373.0       |
| Human health and social work activities                                    | 216                       | 166         |             |             |
| Arts, entertainment, and recreation  | 187                       | 96          | 528.0       | 583.0       |
| Other services   | 673                       | 534         |             |             |

**SOCIAL STATISTICS**

|   |             |             |             |             |
|---|-------------|-------------|-------------|-------------|
| <b>Poverty Statistics (Source: PSA)</b>           | <b>2023</b> | <b>2018</b> | <b>2015</b> | <b>2012</b> |
| Annual per capita poverty threshold (In pesos)    | 33,304.0    | 22,456.0    | 21,893.0    | 18,379.0    |
| Annual per capita food threshold (In pesos)       | 23,303.0    | 15,651.0    | 15,282.0    | 12,834.5    |
| Poverty incidence among families (In percent)     | 6.3         | 2.9         | 13.5        | 15.0        |
| Magnitude of poor families ('000)                 | 13.15       | 5.5         | 29.9        | 26.5        |
| Subsistence Incidence among families (In percent) | 1.5         | 0.2         | 5.7         | 5.2         |

|  |                  |                  |                  |
|--|------------------|------------------|------------------|
| <b>Demography (Source: PSA, PopCen, CPH)</b>             | <b>01-May-20</b> | <b>01-Aug-15</b> | <b>01-May-10</b> |
| <b>Total Population of the Philippines (In Million)</b>  | 109.03           | 100.98           | 92.34            |
| <b>Total Population of the Region (In Million)</b>       | 5.30             | 5.03             | 4.75             |
| <b>Total Population of the Province</b>                  | 822,352          | 786,653          | 741,906          |
| <b>Population Density (persons per square kilometer)</b> | 548              | 525              | 495              |
| <b>Household Population</b>                              | 820,343          | 784,646          | 740,710          |
| Male   | 414,862          | 395,714          | 373,129          |
| Female   | 405,481          | 388,932          | 367,581          |
| Number of Household                                      | 205,034          | 180,675          | 163,820          |
| Population density (persons per square kilometer)        | 548              | 525              | 495              |
| Sex Ratio (%)  | 102              | 102              | 102              |
| Average household size                                   | 4.00             | 4.30             | 4.50             |
| <b>Number of City</b>                                    | 1                | 1                | 1                |
| <b>Number of Municipality</b>                            | 19               | 19               | 19               |
| <b>Number of barangay</b>                                | 576              | 576              | 576              |

|   |             |                     |                     |                     |
|---|-------------|---------------------|---------------------|---------------------|
| <b>Health and Vital Statistics (Source: PSA, Vital Statistics Report)</b> | <b>2023</b> | <b>1st Sem 2024</b> | <b>2nd Sem 2023</b> | <b>1st Sem 2023</b> |
| Registered births   | 9,719       | 4,074               | 4,630               | 5,089               |
| Male  | 5,146       | -                   | -                   | -                   |
| Female  | 4,573       | -                   | -                   | -                   |
| Registered marriages  | 3,639       | 1,860               | 1,341               | 2,298               |
| Registered deaths   | 6,157       | 2,458               | 3,022               | 3,135               |
| Male  | 3,379       | 1,358               | -                   | -                   |
| Female  | 2,778       | 1,100               | -                   | -                   |

**ACRONYM**

PSA - Philippine Statistics Authority

ASPBI - Annual Survey of Philippine Business and Industry

FLEMMS - Functional Literacy, Education, and Mass Media Survey

FIES - Family Income and Expenditure Survey

CPH - Census of Population and Housing

**FOR INQUIRIES**

Contact


Philippine Statistics Authority - La Union Provincial Statistical Office


The Fifth Bldg., Gov. Acheta St., Brgy. IV, City of San Fernando, La Union

Telephone Number: (072) 888-5740

Email Address: psa.launion@yahoo.com

Follow us:

 <https://www.facebook.com/PSA-La-Union-Provincial-Statistical-Office>

 <https://twitter.com/psaLaUnion>